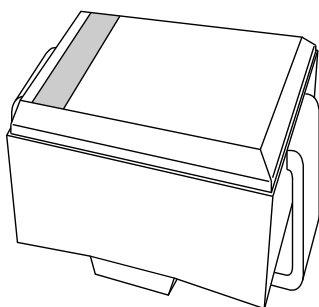


DATA SHEET



BYG90-90 Schottky barrier rectifier diode

Product specification
Supersedes data of December 1994
File under Discrete Semiconductors, SC01

1996 May 13

Schottky barrier rectifier diode

BYG90-90

FEATURES

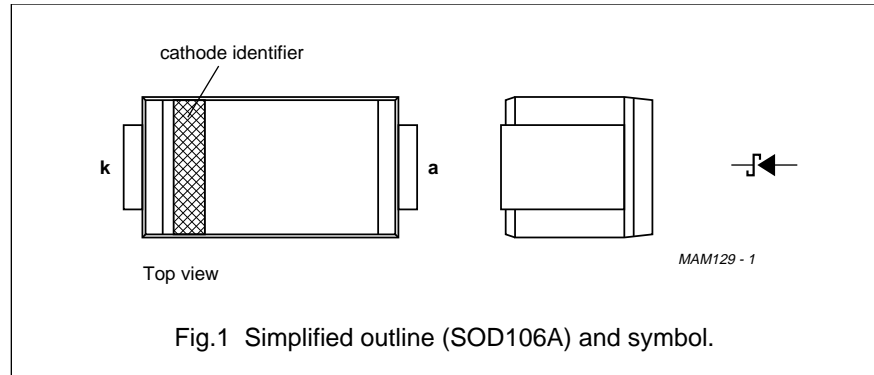
- Low switching losses
- High breakdown voltage
- Capability of absorbing very high surge current
- Fast recovery time
- Guard ring protected
- Plastic SMD package.

APPLICATIONS

- Low power switched-mode power supplies
- Rectifying
- Polarity protection.

DESCRIPTION

The BYG 90-90 is a Schottky barrier rectifier diode, fabricated in planar technology, and encapsulated in the rectangular SOD106A plastic SMD package.



LIMITING VALUES

In accordance with the Absolute Maximum Rating System (IEC 134).

SYMBOL	PARAMETER	CONDITIONS	MIN.	MAX.	UNIT
V_R	continuous reverse voltage			90	V
V_{RRM}	repetitive peak reverse voltage			90	V
V_{RWM}	crest working reverse voltage			90	V
$I_{F(AV)}$	average forward current	$T_{amb} = 100\text{ }^\circ\text{C}$; see Fig.2; $R_{th\ j-a} = 13.5\text{ K/W}$; note 1; $V_{R(equiv)} = 0.2\text{ V}$; note 2	–	1	A
I_{FSM}	non-repetitive peak forward current	$t = 8.3\text{ ms}$ half sine wave; JEDEC method	–	30	A
I_{RSM}	non-repetitive peak reverse current	$t_p = 100\text{ }\mu\text{s}$	–	0.5	A
T_{stg}	storage temperature		–65	+150	$^\circ\text{C}$
T_j	junction temperature		–	150	$^\circ\text{C}$

Notes

1. Refer to SOD106A standard mounting conditions.
2. For Schottky barrier diodes thermal run-away has to be considered, as in some applications, the reverse power losses P_R are a significant part of the total power losses. Nomograms for determination of the reverse power losses P_R and $I_{F(AV)}$ rating will be available on request.

Schottky barrier rectifier diode

BYG90-90

ELECTRICAL CHARACTERISTICS $T_{amb} = 25\text{ °C}$; unless otherwise specified.

SYMBOL	PARAMETER	CONDITIONS	MIN.	TYP.	MAX.	UNIT
V_F	forward voltage	see Fig.2; note 1				
		$I_F = 0.06\text{ A}$	–	–	360	mV
		$I_F = 1\text{ A}$	–	–	790	mV
		$I_F = 1\text{ A}; T_j = 100\text{ °C}$	–	–	690	mV
I_R	reverse current	$V_R = V_{RRMmax}$; note 1; see Fig.3	–	–	0.5	mA
		$V_R = V_{RRMmax}; T_j = 100\text{ °C}$; note 1; see Fig.3	–	–	5	mA
C_d	diode capacitance	$V_R = 4\text{ V}; f = 1\text{ MHz}$; see Fig.4	–	–	100	pF

Note

1. Pulsed test: $t_p = 300\text{ }\mu\text{s}$; $\delta = 0.02$.

THERMAL CHARACTERISTICS

SYMBOL	PARAMETER	CONDITIONS	VALUE	UNIT
$R_{th\ j-a}$	thermal resistance from junction to ambient	note 1	80	K/W

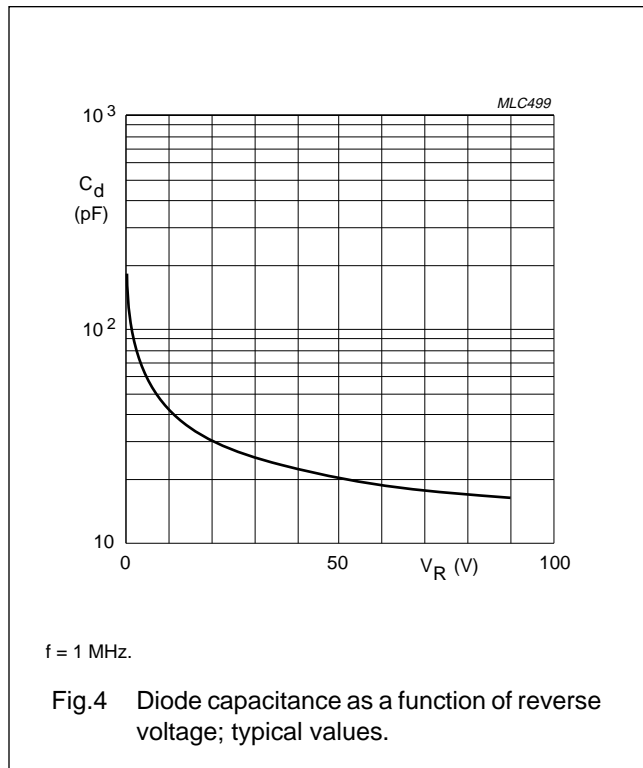
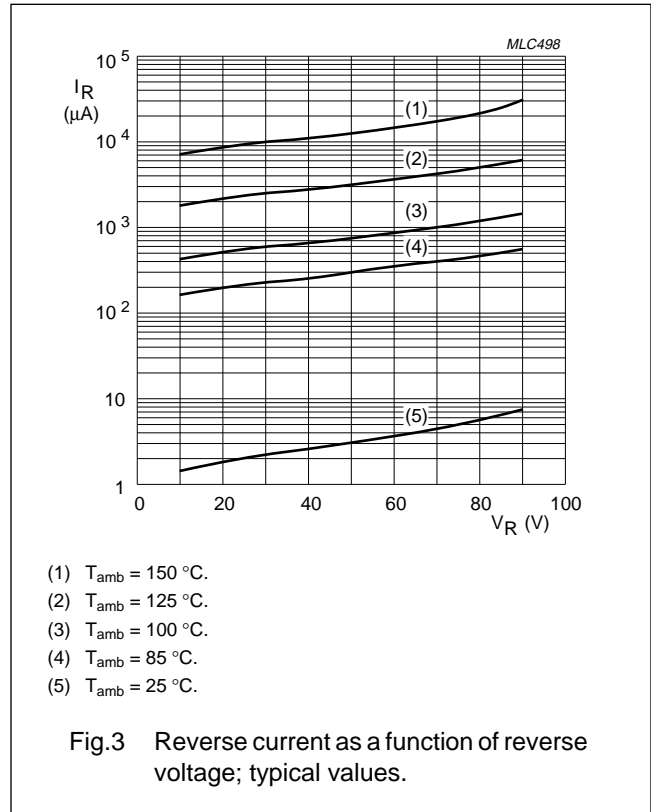
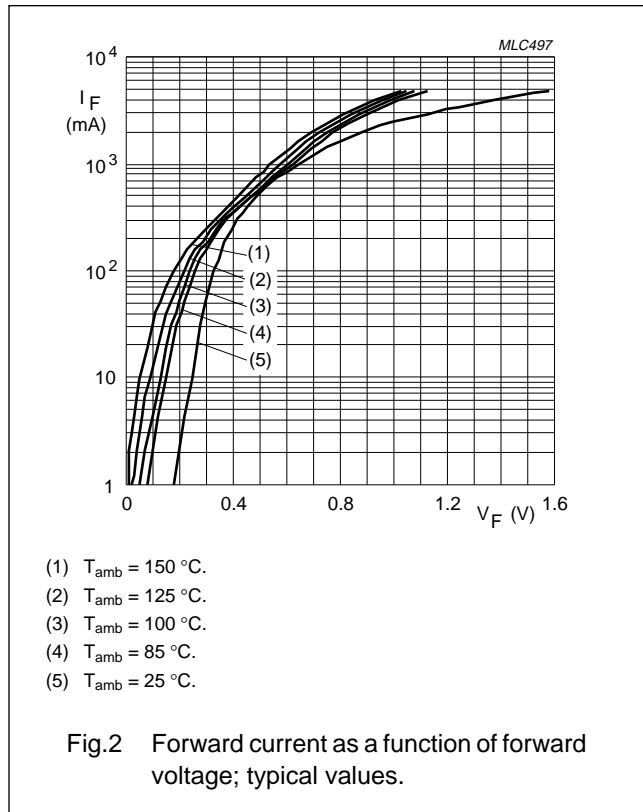
Note

1. Refer to SOD106A standard mounting conditions.

Schottky barrier rectifier diode

BYG90-90

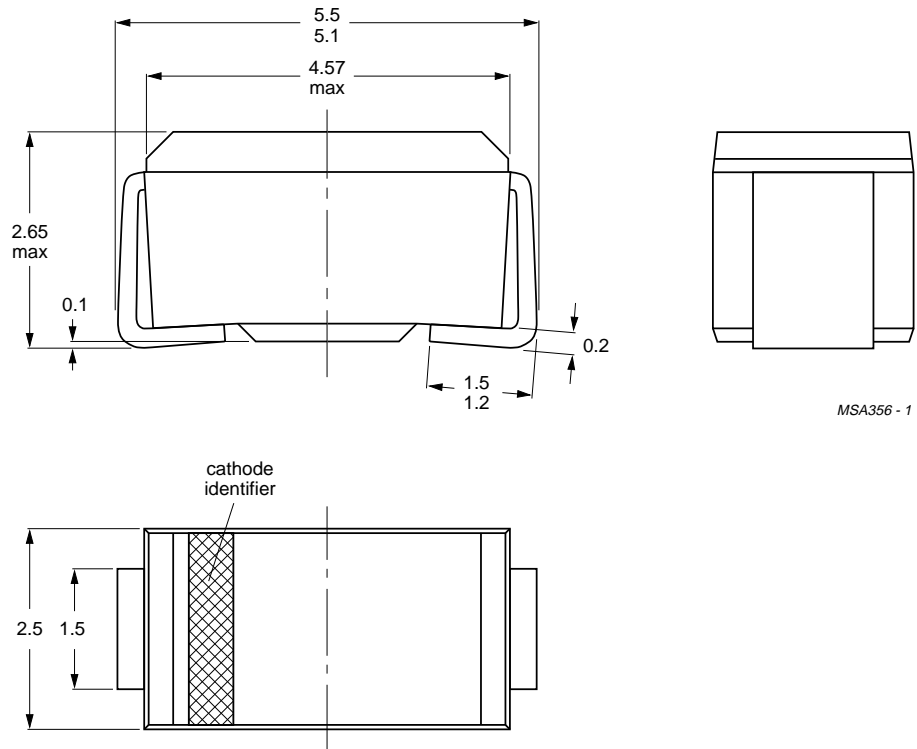
GRAPHICAL DATA



Schottky barrier rectifier diode

BYG90-90

PACKAGE OUTLINE



Dimensions in mm.
The marking bar indicates the cathode.

Fig.5 SOD106A.

Schottky barrier rectifier diode

BYG90-90

DEFINITIONS

Data sheet status	
Objective specification	This data sheet contains target or goal specifications for product development.
Preliminary specification	This data sheet contains preliminary data; supplementary data may be published later.
Product specification	This data sheet contains final product specifications.
Limiting values	
Limiting values given are in accordance with the Absolute Maximum Rating System (IEC 134). Stress above one or more of the limiting values may cause permanent damage to the device. These are stress ratings only and operation of the device at these or at any other conditions above those given in the Characteristics sections of the specification is not implied. Exposure to limiting values for extended periods may affect device reliability.	
Application information	
Where application information is given, it is advisory and does not form part of the specification.	

LIFE SUPPORT APPLICATIONS

These products are not designed for use in life support appliances, devices, or systems where malfunction of these products can reasonably be expected to result in personal injury. Philips customers using or selling these products for use in such applications do so at their own risk and agree to fully indemnify Philips for any damages resulting from such improper use or sale.